



SCT-1034

CAMERA CONTROL CODE TRANSLATOR
ERNITEC RS-485 TO BOSCH BIPHASE Ver 1.0

www.sennetech.net

Sennetech, Inc. 6455 W. Bath Rd. Perry, MI 48872 U.S.A. Ph (517) 675-1150 Fax(517) 675-1151

PRODUCT DESCRIPTION

The SCT-1034 is an Ernitec to Bosch control code translator designed to permit control of Bosch cameras from Ernitec VIP-1500 controllers. It receives Ernitec RS-485 commands and transmits the appropriate commands in Bosch biphase format. There are four independent biphase outputs.

The biphase output can be limited to fixed speed only commands for compatibility with older Burle receivers.

Input and output connections are made with mating screw terminal connectors. Front panel indicate display status of power, receive, and transmit.

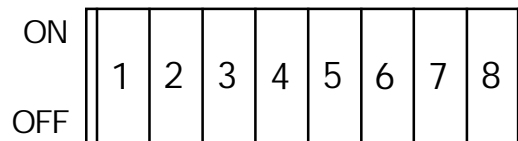
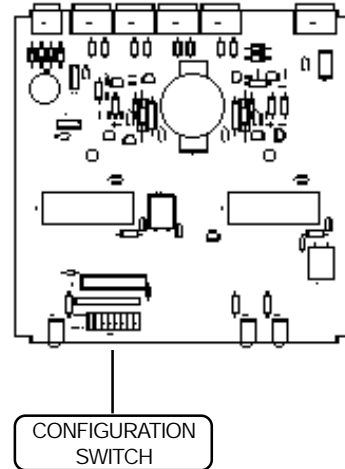
There is an optional 19" rack mount panel (one rack unit high).

SPECIFICATIONS

SIZE:	5.57"W x 1.52H x 5.45D
WEIGHT:	1.5 lb
POWER:	9Volt to 15Volt AC or DC at 75ma
INDICATORS:	Front panel LEDs: Power, Rx, & Tx
RS-485 INPUT (2400 baud):	(1) mating 3-pin screw terminal connector
BIPHASE OUTPUT:	(4) mating 3-pin Screw terminal connectors

SETTING THE SWITCHES

To set the configuration switches, remove the back panel which is secured by two screws. Then slide the cover back to expose the switches.

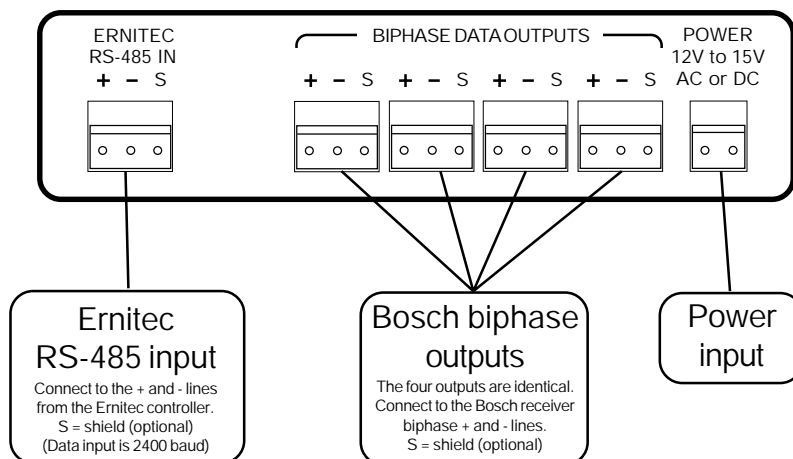


SW1-1
BIPHASE CODE TYPE
ON: VARIABLE SPEED
OFF: FIXED SPEED

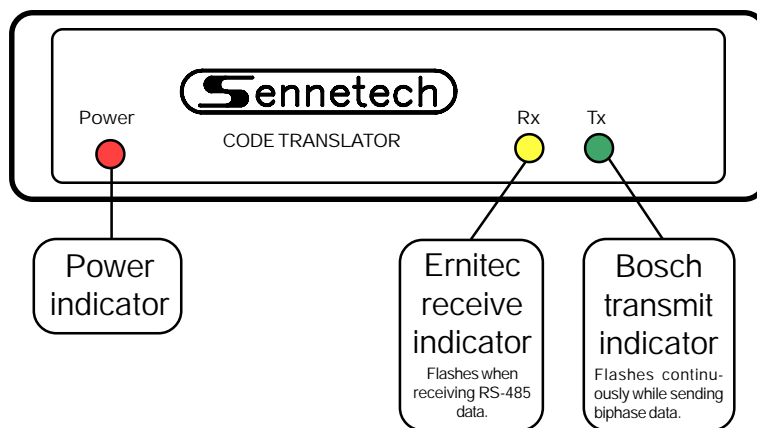
Set to "ON" if the receivers can accept variable speed biphasic code.
Set to "OFF" for older receivers that only recognize fixed speed commands.

INSTALLATION

REAR PANEL



FRONT PANEL



The Rx indicator will flash whenever there is data from the Ernitec controller. If the input lines have reversed polarity, the Rx indicator will be on solidly. Biphas code is repeating so the Tx indicator will continue to flash while the camera is moving.

If you have Rx but no Tx, possible causes are:

- The Ernitec code is not camera control to be converted.

- The Ernitec data out is not @ 2400 baud.

If the code translator is sending data and doesn't get a follow up Ernitec command in about 12 seconds, it will time out and quit sending that stream of data.

OPERATION

Pan, Tilt, Zoom, Focus, and Iris commands are converted directly.

Ernitec Store and Recall preposition commands are converted to Bosch "Set" and "Shot" commands.

Aux 1 is converted to Aux ON 1 which is interpreted by the Bosch domes as Autoscan (without limits).

Aux 2 is converted to Aux ON 2 which is interpreted by the Bosch domes as Autopan (within limits).

PAN & TILT SPEEDS

If the code translator is configured for fixed speed Bosch receivers, the pan and tilt commands have no speed value associated with them.

The Ernitec controller doesn't send speed values for pan and tilt commands.

If the code translator is configured for variable speed Bosch receivers, the code translator will give a speed value to pan and tilt commands. On power up, the default is a medium speed. Aux 3 and Aux 4 are used to change the tilt speed value. Aux 5 and Aux 6 change the pan tilt speed.

Each time one of those Aux buttons is pressed, a small change is made to the associated speed.

Aux 3	Decrease tilt speed
Aux 4	Increase tilt speed
Aux 5	Decrease pan speed
Aux 6	Increase pan speed

